



## Kindy Week 6

### Day One

#### **Literacy Activity:** *Listening and remembering Sounds - Sound Stories*

- Adult makes 1 animal noise and child selects animals picture cards that matches the sound.
- Next adult makes 2 or 3 noises and child is asked to point to/place the cards in the same order in which the sounds are heard and explains the sequence of events, e.g. "I heard a duck quacking then a dog barking".



**Pre-Handwriting Activity: Tall lines going down**

Tall lines going down - Can you join the pictures up to each other using tall lines? Make sure you start on the dot! Use pencils, windups or paint.

Alternative Activity - Use playdough to roll tall flower stems. Add leaves and flowers from your garden to make your own playdough flowers. Encourage your child to practice tall lines by running their finger down the tall stem.



### Numeracy Activity: Number Two


Count forwards to 10. Count Backwards from 10 and blast off like a rocket ship!

View - Number of the day - <https://www.youtube.com/watch?v=6oNzKKb4TQI>.

Number 2 Song - <https://www.youtube.com/watch?v=D32JZKKgjJg>.

Use finger to trace the number two whilst reciting out loud 'Around and back on the railway track. Two Two Two!' Draw a two using your finger on your hand, in the air, on your parent's back. Trace the number two below multiple times using coloured pencils or wind ups to make a rainbow number 2.

Can you find number 2 in your home? On a letter box? Can you find 2 objects and count them, pointing to each object when you count.



## Visual Art : Robot Art

Cover a piece of card (from cereal box) with tin foil. Use textas or paint to draw your own robot. Does your robot have two googly eyes? What else does your robot have two of two arms, two ears and two legs? Take a photo and upload it to Class Dojo to share with your teacher.



