

Kindy Week 6

Day Two


Literacy Activity: *Listening and remembering Sounds - Describe and Find It*

- Adult - Set up a group of toys. Describe one of the toys but do not tell the child its name. Say, for example, this animal has horns, four legs and a tail. Ask them to say which animal it is, make the noise the animal might make.
- When they are familiar with the game, let the child take the part of the adult and describe the toy for the others to name.
- This activity can be repeated with other sets of objects, such as zoo animals, toy sets based on transport (e.g. aeroplane, car, train, bus, boat) etc.

Cutting Activity: *Fence Snipping Worksheet*


Task Instructions: Child snips the edges of the paper within the black lines. Adult may hold the paper for the child but models the 'Thumbs Up' technique for holding paper with the non-cutting hand. Adult gives verbal guidance: "Open the scissors. Push the blades forward. Shut the scissors."

Large Version to print on next page.



Step 2 - Snipping. Worksheet 6 Task Instructions: Child snips the edges of the paper within the black lines. Adult may hold the paper for the child but models the 'Thumbs Up' technique for holding paper with the non-cutting hand. Adult gives verbal guidance: "Open the scissors. Push the blades forward. Shut the scissors."

Snip the picket fence.



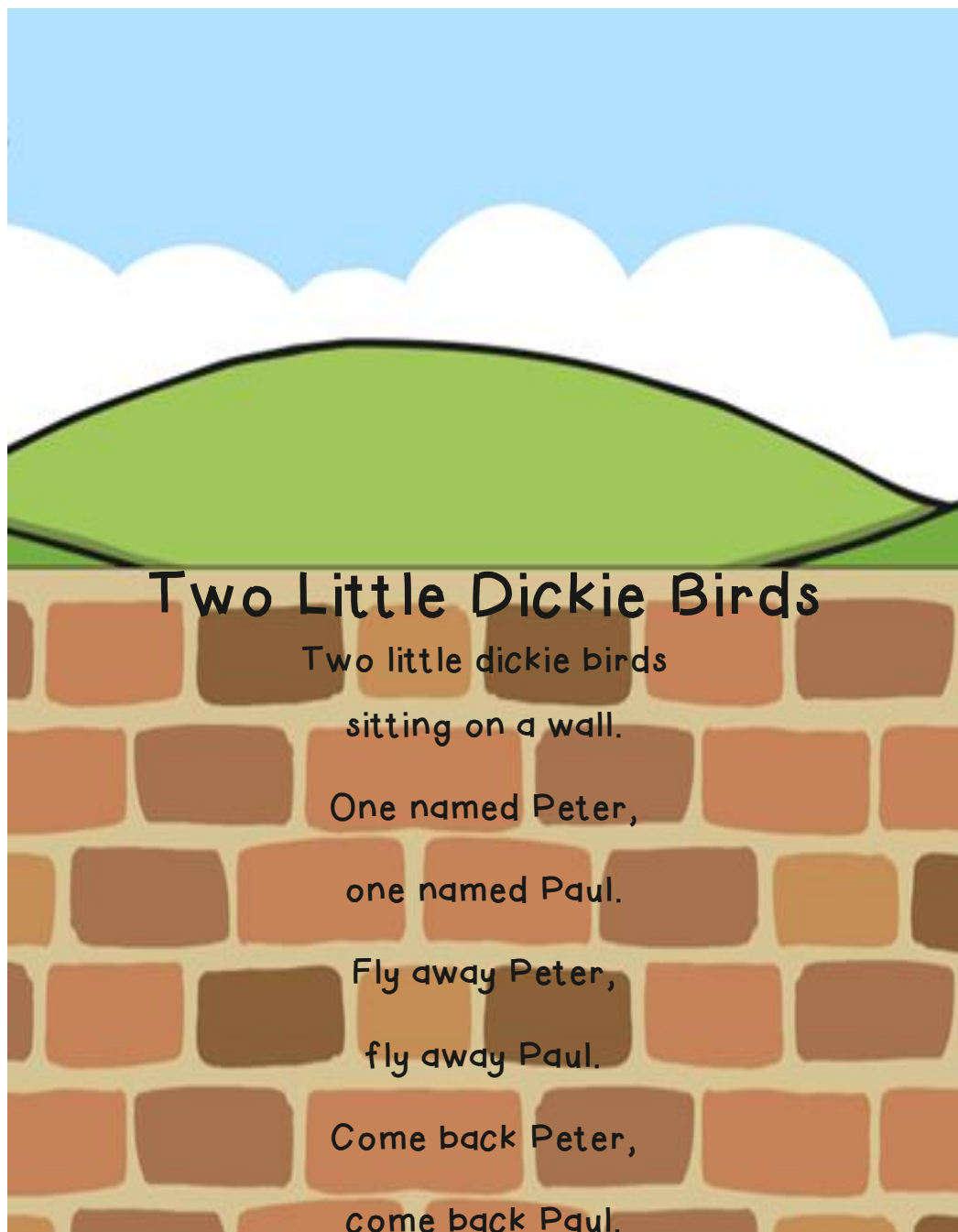
Numeracy Activity: Number Two

Count forwards to 10. Count Backwards from 10 and blast off like a rocket ship!

Review Number 1 and 2. Talk about pairs -What can you find that comes in pairs 2 socks, eyes, arms, shoes, goggles, glasses, socks, gloves and headphones. Take a photo of a 'pair' that you have found around your house and post it to Dojo to show your teacher e.g. a pair of shoes. Don't forget to point to each item when counting.

View - Two Little Dicky Birds - <https://www.youtube.com/watch?v=TC0xyMOy8xA>.

Make and glue or draw two little Dicky Birds sitting on the wall.



Health : Mrs Wishy Washy

- View the Story - Mrs Wishy Washy -
<https://www.youtube.com/watch?v=n5JkZuIdT3g>.

Why did Mrs Wish Washy wash the animals?

Discuss looking after our bodies

Why do we need to clean our bodies? To stay clean and wash germs away.

How/When do we wash our body? We have a bath or shower

- Sing This is The Way We... To the Tune:
https://www.youtube.com/watch?v=oOe1_rV oms.

This the way I wash myself, wash myself, wash myself

This is the way I wash myself to make me nice and clean.

Repeat

This is the way I wash my face.

This is the way I brush my teeth.

This is the way I wash my hands.

- Play with toy animals in mixture of sand and water (mud), wash the animals in bubbles to clean and dry with a hand towel.

