

Year Six

Week Eight

Online Learning Materials

Timetable and worksheets available from:

<https://westbyfordprimaryschool.wa.edu.au/flexible-online-learning>

Student Login Details:

Australian History Mysteries

Username: WestByfordPS

Password: Quenda

Soundwaves (Spelling)

www.fireflystudents.com.au

Login code: card325

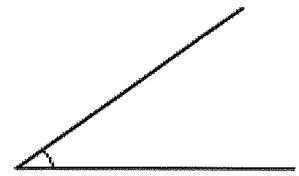
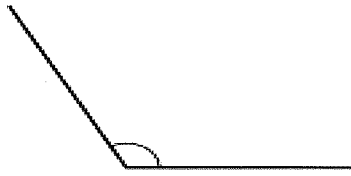
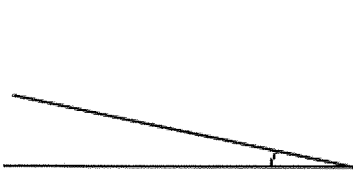
Name: _____

Date: _____

What I Already Know

(ACMMG141) I can classify angles.

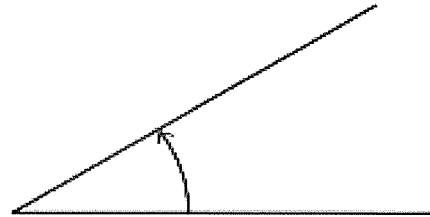
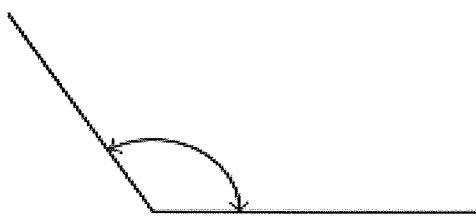
Label the below angles.



Confidence Scale:



(ACMMG141) I can measure angles using a protractor



Confidence Scale:



(ACMMG141) I can draw angles using a protractor

170°	59°

Confidence Scale:

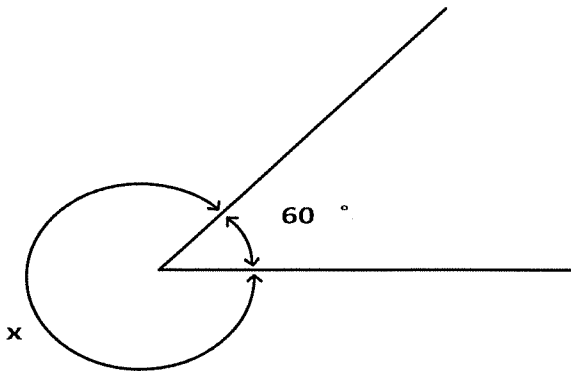


Name: _____

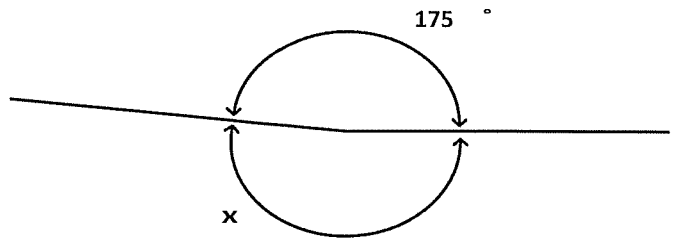
Date: _____

What I Already Know

(ACMMG141) I can calculate unknown angles.



Angle $x =$ _____



Angle $x =$ _____

Confidence Scale:

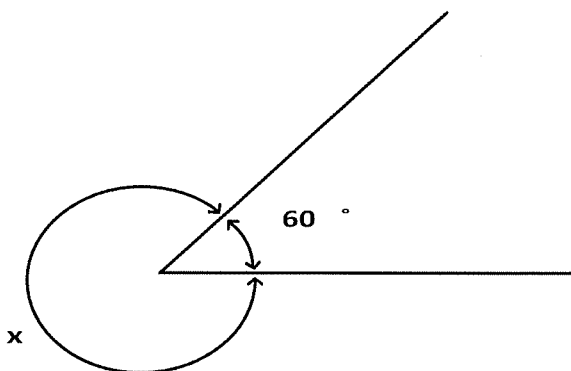


Name: _____

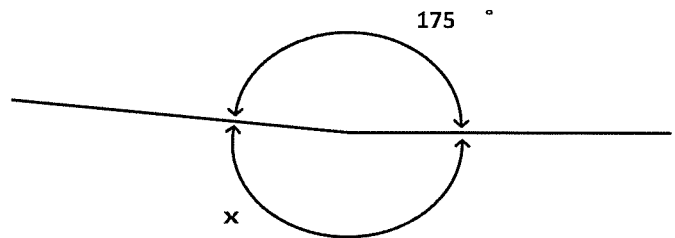
Date: _____

What I Already Know

(ACMMG141) I can calculate unknown angles.



Angle $x =$ _____



Angle $x =$ _____

Confidence Scale:



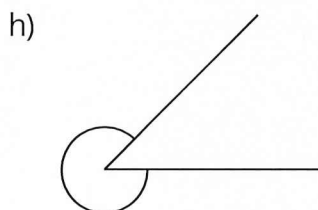
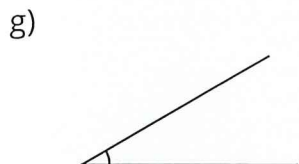
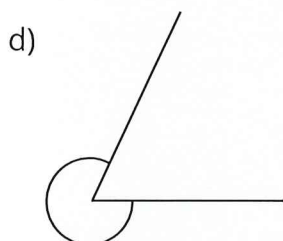
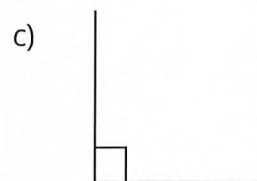
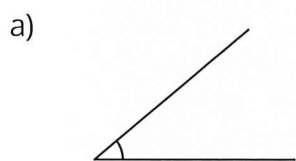
Name _____

Date _____

Estimate, Measure and Compare Angles (A)

1 Write the following information on the table below:

- Estimate the size of each angle.
- Measure each angle by using a protractor.
- Name the angle.



	Estimate	Measure	Name
a)			
b)			
c)			
d)			
e)			
f)			
g)			
h)			
i)			



Name _____

Date _____

Estimate, Measure and Compare Angles (B)

① Use a protractor to draw each angle on the starting line and then name the angle.

a) 80°

b) 120°

Angle: _____

Angle: _____

c) 220°

d) 90°

Angle: _____

Angle: _____

e) 15°

f) 300°

Angle: _____

Angle: _____



Segment the Focus Words. Highlight the graphemes for ff ph.

coffee																				
traffic																				
suffer																				
effort																				
office																				
relief																				
therefore																				
feature																				
foreign																				
frequent																				
difficult																				
sacrifice																				
profession																				
fluorescent																				
fraction																				
reflex																				
flexible																				
fragment																				
fragile																				
reflection																				
phobia																				
emphasis																				
physician																				
atmosphere																				
amphibian																				

Unit 5

Commas



Commas can be used to separate words in a list.
e.g. I bought an apple, orange, pear and banana.
When listing, we do not use commas before 'and.'

1 Rewrite these sentences inserting commas where necessary.

a At the aquarium I saw turtles penguins starfish and sharks.

b Don't forget your shoes socks uniform bat and sunscreen.

2 Create a sentence that uses these words in a list.

English maths science art

3 Create a sentence of your own that lists three objects.

My computer has a _____

When extra information is added to a sentence, a comma is used to separate the extra information from the main idea. e.g. Luke bought a new car. → Luke, my neighbour, bought a new car. "My neighbour" is the extra information given to the reader.

after school a city in Italy a teacher at my school
an island off Queensland my sister's best friend

4 Rewrite the sentences inserting suitable information from the box above.

a Yesterday, I went to Mark's house.

b Rome was home to the gladiators.

c Mr O'Brien can play the piano.

d Hamilton Island can have extremely humid weather.

e Katie is a great gymnast.

5 Add additional information to this sentence.

Elvis Presley, _____, died in 1977.

Australia before Federation - 1

Before Federation, Australia was a group of six sparsely populated, self-governing colonies belonging to a country on the other side of the world. Distances between the major settlements were vast and the colonies were developing like separate countries with no common goal.

In New South Wales, they want free trade between colonies. It's crazy having to pay import taxes on goods every time you want to cross a border.

We'd all be better off with free trade because it would keep prices down and we wouldn't have to pay import taxes.

In Victoria, they want people to buy locally produced goods to keep the farmers and manufacturers in business.

They protect their economy by adding taxes to goods that are imported from other colonies or countries. This makes them more expensive, so people will buy Victorian goods instead.

What would happen if the Germans or French tried to invade one of the colonies? They've got bigger armies and navies than any of us. We wouldn't stand a chance against them!

Even if all the colonies agreed to help the one being invaded, who would organise the operation? The invaders would sneak in easily while our lot were arguing about who should be in charge!

Not only that but it would take forever to mobilise all units because Australia is such an enormous continent.

Have you ever crossed the border into another colony by train? What a nuisance! When the railways were being built, the different colonies didn't talk to each other about what size track to use. So now, when you get to a border, you have to change trains, even if it's the middle of the night, because the tracks are different sizes.

The train would have to be unloaded at the border anyway for all passengers and freight to be checked by customs officials.

There are far too many foreigners coming into Australia. Many thousands of Chinese have come over since the gold rushes. If we're not careful, there will soon be more of them than there are of us! This is a British colony and we must keep it that way!


We shouldn't be employing them when there are plenty of white men looking for work!

But they need foreigners in Queensland! They wouldn't be able to harvest the sugar cane crops if it wasn't for the Pacific Islanders.

They put up with poor working conditions and don't ask for as much money as white men would.

I was born in Australia, mate.

I know all about the 'homeland' from my folks but this is my home ... this beautiful red land with acres of blue sky.



Yeah, me too, cobber. I'm a true blue Australian native.

This place is in my blood. I can't explain it but when I see those paintings by Roberts and McCubbin or read the latest Banjo poem, I think, 'Yeah, that's Australia, mate!'

Key figures and events that led to Australia's Federation, including British and American influences on Australia's system of law and government (ACHHK113)

Australia before Federation - 2

Read the information on page 3 and discuss the questions with a partner before writing your answers.



- How might free-trade and protectionism have affected people living close to the border between New South Wales and Victoria, prior to Federation?

Free trade	Protectionism

- If one colony had been invaded by German or French troops, how do you think this might have affected the other colonies?

- Why do you think having rail tracks of different sizes in each colony would have been a greater problem after Federation?

- What were the main arguments for and against immigration of non-white people to Australia?

For	Against

- At the time of Federation, Australia had been colonised for over 100 years. How do you think the links with the 'homeland' had changed with each generation?

FACT FILE *While travelling in Australia in 1895, the famous American novelist, Mark Twain, described the problem of different train track gauges as the 'most baffling and unaccountable marvel that Australia can show'.*

Key figures and events that led to Australia's Federation, including British and American influences on Australia's system of law and government (ACHHK113)

Cite Your Sites

I am researching

The websites I have used are:

Writer/Company	Year	Page Title	[Online]	Web Address	Date You Read It [Accessed.....]
			[Online]		
			[Online]		
			[Online]		
			[Online]		
			[Online]		

Write out one of your citations below as it would appear in a bibliography.

How to Cite

To create a citation, we write...

1. The name of the writer or company
2. The year it was written (if you can find it)
3. The title of the article or page
4. The word [online] in square brackets
5. How to get to it – Available at www.abcdefg.com
6. When you read it [Accessed 19 May 2018] in square brackets

Here is an example:

National Geographic. (2006). *Plains Zebra*. [online] Available at: <https://www.nationalgeographic.com/animals/mammals/p/plains-zebra/> [Accessed 19 May 2018].

How to Cite

To create a citation, we write...

1. The name of the writer or company
2. The year it was written (if you can find it)
3. The title of the article or page
4. The word [online] in square brackets
5. How to get to it – Available at www.abcdefg.com
6. When you read it [Accessed 19 May 2018] in square brackets

Here is an example:

National Geographic. (2006). *Plains Zebra*. [online] Available at: <https://www.nationalgeographic.com/animals/mammals/p/plains-zebra/> [Accessed 19 May 2018].