

# Past and Present

## Past

Things that have  
already  
happened.



## Present

Things that are  
happening now.



# Past and Present

## Past

Things that  
have  
already  
happened.



## Present

Things that  
are  
happening  
now.

## Future

Things that  
haven't  
happened  
yet.



# Fun in the past!

Children still used to play with toys in the past. They were often hand-made and made of different materials.



# Fun in the past!

These children loved to go swimming and take their toy sailboat out.






# Fun in the past!

These children  
took their  
home-made  
truck out for  
ice cream!




# Picnics in the Past





# Bike Rides in the Past




Name: \_\_\_\_\_

Date: \_\_\_\_\_

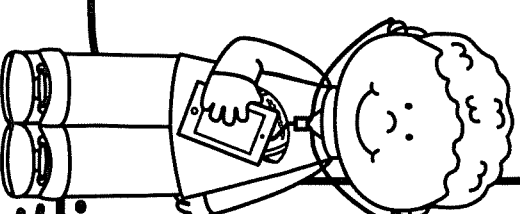
# FUN TIMES

Past and Present!

What families used  
to do for fun...



What my family does  
for fun now...






# Create a home or place for your favourite toy.

- Where will your toy live or play?
- First design your home/place.
- What will you need to build your home/place? Consider materials you have in your house. (boxes, water bottles, containers, cardboard tubes)
- Build your home/place
- Take a photo and upload to Dojo.

My Design	
What I will need	<hr/> <hr/> <hr/> <hr/> <hr/>



# My Design

What I will need

---

---

---

---

# Year 1

Lesson objectives: Create a landscape inspired by the sunset using warm colours (Red, orange, yellow) for the sunset and cool colours for the ocean. (Blue, purple, green)

**Materials/Mediums:** Lead pencil, any medium is suited for this project.

**STEP 1.** Draw a horizontal line roughly in the middle of the page.

**STEP 2.** Draw in a sun (semi-circle) on top of the line.

**STEP 3.** use different patterns using warm colours for around the sun and cool coloured patterns for in the ocean going across the page (horizontally)

HAVE FUN!

I Heart Art: January 2020 (iheartarte.blogspot.com)

