Mathseeds Mental Minute Badge 7

Name Date

Lots of leaves

Add 1 or 2

7 + 2 =	8 + 2 =	2 + 3 =	2 + 4 =
2 + 5 =	2 + 6 =	2 + 7 =	2 + 8 =
1 + 1 =	2 + 1 =	3 + 1 =	4 + 1 =
5 + 1 =	6 + 1 =	7 + 1 =	8 + 1 =
1 + 2 =	1 + 3 =	1 + 4 =	1 + 5 =

My Score: ☐ **How many stars did you score?** ☆ 10 ☆ 15 ☆ 20

Number sequence to 100

Numbers to 100

1 Complete the number lines.

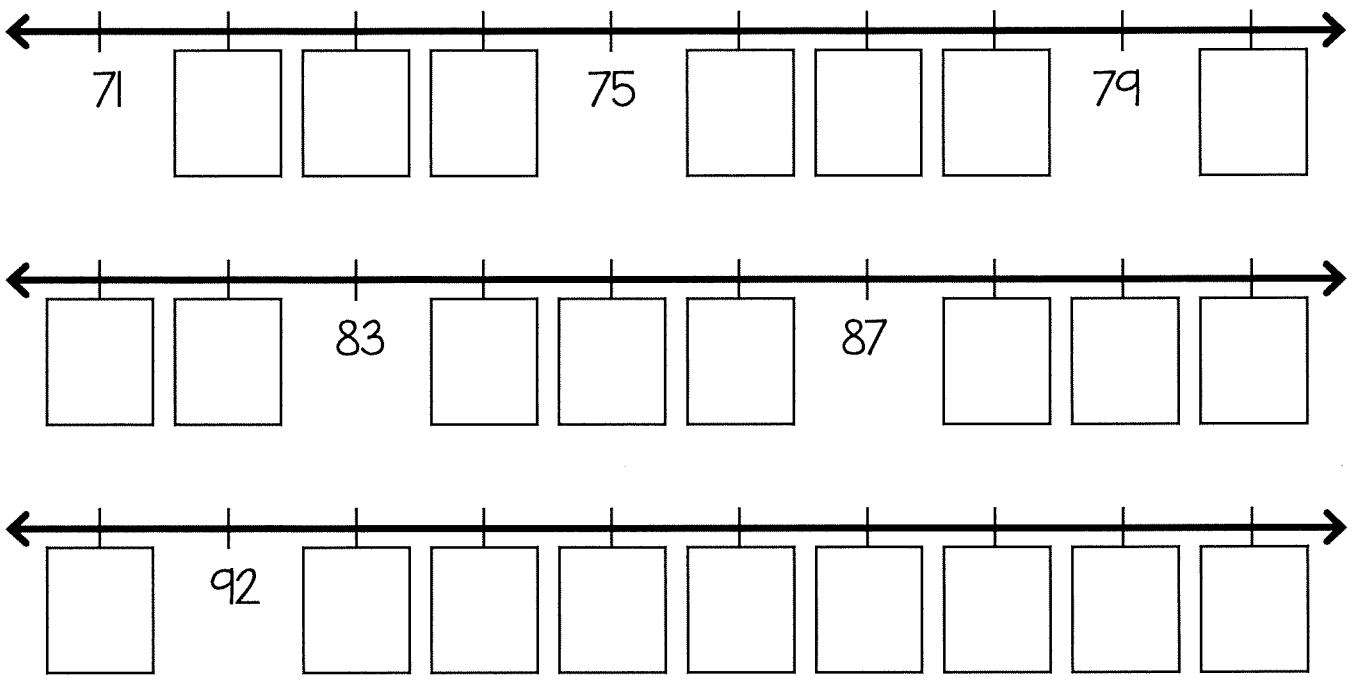

2 Join the snakes together to make number lines.

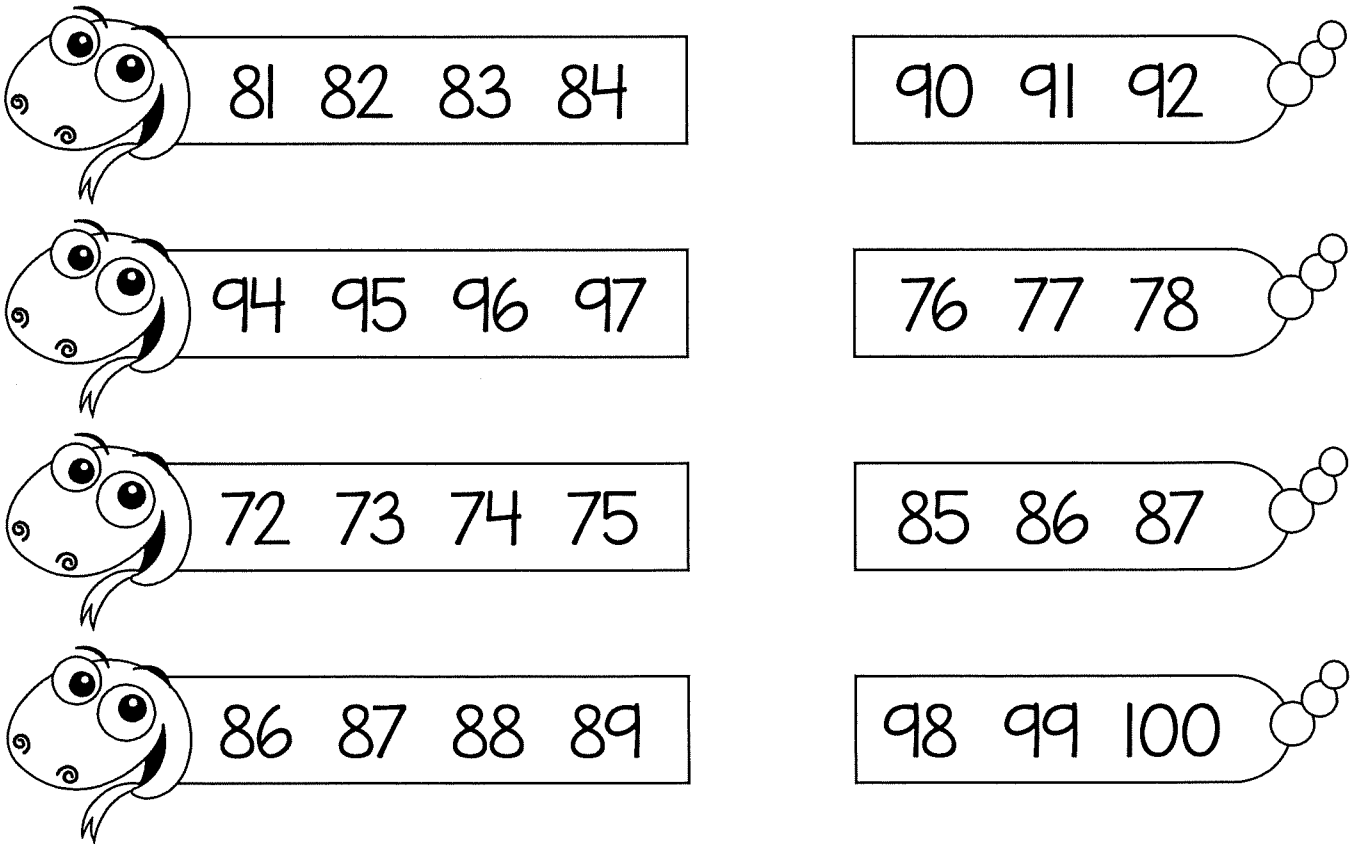

Mathseeds © Blake eLearning

The Snail in the Rain



A contest was put on by the Queen, in spring. The snail and the dog with a tail, went to the start mark.



The aim was not to fail but to finish first. The main road was straight but full of bumps.



Then, the rain and hail fell from up high. The road was wet.



The dog fell on a nail stuck in the road. He was hurt and had to stop.

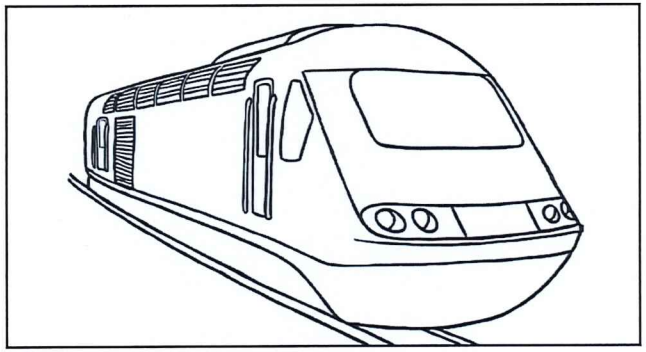

The snail felt bad. He went to pick up the dog. The dog was in pain. The snail put the dog on his shell and went to the train.

The train took them to the end of a rail track. They went to the finish together.

Name: _____

Tap, Say, Read	Say + Sound Mark	Spell + Sound Mark	Read It	Spell It	Check It
kid	kid		kid		
cot	cot		cot		
kit	kit		kit		
not	not		not		
cop	cop		cop		

Step 1.

Tap on each sound and say it, then blend the sounds together to read the word.

Step 2.

Say each sound while putting a dot or line underneath.

Step 3.

Say each sound as you spell the word, then put a dot underneath each sound.

Step 4.

Say each sound and read the word. See if you can then read the word without needing to sound it out

Step 5.

Fold the page to the dotted line. Spell the word - say the sounds as you spell it.

Step 6.

Open the page and check if your spelling is correct.

Name: _____

Tap, Say, Read	Say + Sound Mark	Spell + Sound Mark	Read It	Spell It	Check It
ai m	aim		aim		
r ai n	rain		rain		
h ai l	hail		hail		
w ai t	wait		wait		
s ai l	sail		sail		
s ee	see		see		
b ee	bee		bee		
f ee l	feel		feel		
m ee t	meet		meet		
f ee t	feet		feet		

Step 1.

Tap on each sound and say it, then blend the sounds together to read the word.

Step 2.

Say each sound while putting a dot or line underneath.

Step 3.

Say each sound as you spell the word, then put a dot underneath each sound.

Step 4.

Say each sound and read the word. See if you can then read the word without needing to sound it out

Step 5.

Fold the page to the dotted line. Spell the word - say the sounds as you spell it.

Step 6.

Open the page and check if your spelling is correct.

Name: _____

Tap, Say, Read	Say + Sound Mark	Spell + Sound Mark	Read It	Spell It	Check It
r ai n	rain		rain		
t ai l	tail		tail		
m ai n	main		main		
m ai l	mail		mail		
b ai t	bait		bait		
w ee p	weep		weep		
d ee p	deep		deep		
r ee f	reef		reef		
b ee p	beep		beep		
j ee p	jeep		jeep		

Step 1.

Tap on each sound and say it, then blend the sounds together to read the word.

Step 2.

Say each sound while putting a dot or line underneath.

Step 3.

Say each sound as you spell the word, then put a dot underneath each sound.

Step 4.

Say each sound and read the word. See if you can then read the word without needing to sound it out

Step 5.

Fold the page to the dotted line. Spell the word - say the sounds as you spell it.

Step 6.

Open the page and check if your spelling is correct.

Name: _____

Tap, Say, Read	Say + Sound Mark	Spell + Sound Mark	Read It	Spell It	Check It
paint	paint		paint		
snail	snail		snail		
train	train		train		
stain	stain		stain		
trail	trail		trail		
weed	weed		weed		
sheep	sheep		sheep		
cheep	cheep		cheep		
creep	creep		creep		
sleep	sleep		sleep		

Step 1.

Tap on each sound and say it, then blend the sounds together to read the word.

Step 2.

Say each sound while putting a dot or line underneath.

Step 3.

Say each sound as you spell the word, then put a dot underneath each sound.

Step 4.

Say each sound and read the word. See if you can then read the word without needing to sound it out

Step 5.

Fold the page to the dotted line. Spell the word - say the sounds as you spell it.

Step 6.

Open the page and check if your spelling is correct.

Name: _____

Tap, Say, Read	Say + Sound Mark	Spell + Sound Mark	Read It	Spell It	Check It
p ai n t	paint		paint		
p ai n t er	painter		painter		
a f r ai d	afraid		afraid		
e x p l ai n	explain		explain		
c o m p l ai n	complain		complain		
a g r ee	agree		agree		
d i s a g r ee	disagree		disagree		
f r ee z e	freeze		freeze		
f r ee z i n g	freezing		freezing		
g r ee d y	greedy		greedy		

Step 1.

Tap on each sound and say it, then blend the sounds together to read the word.

Step 2.

Say each sound while putting a dot or line underneath.

Step 3.

Say each sound as you spell the word, then put a dot underneath each sound.

Step 4.

Say each sound and read the word. See if you can then read the word without needing to sound it out

Step 5.

Fold the page to the dotted line. Spell the word - say the sounds as you spell it.

Step 6.

Open the page and check if your spelling is correct.

Name: _____

Date: _____

making connections

Draw a picture of something that this book reminds you of.

It could be a time you felt the same way or even did something similar to the characters.

Book Title: _____