

# Odd or Even

**1** Doc wrote some clues for a mystery number.

*The three digits are all 3 or less.*

*The middle is odd. The others are even.*

*The digits go down by 1 from left to right.*

What is the number?

**a** Underline the question. **b** Circle the facts.

Solve the problem one step at a time.

**c** The three digits are all less than 3. \_\_\_\_\_

**d** The middle digit is odd. \_\_\_\_\_

**e** The others are even. \_\_\_\_\_

**f** The digits go down by 1 from left to right. \_\_\_\_\_

**g** Doc's mystery number is \_\_\_\_\_.

**2** Here's one from Mango.

**a** One of the digits is less than one. \_\_\_\_\_

**b** Another is double 3. \_\_\_\_\_

**c** The third digit is the next odd number after 7. \_\_\_\_\_

**d** The order is: odd, even, nothing.

Which digit is odd? \_\_\_\_\_ even? \_\_\_\_\_ nothing \_\_\_\_\_?

**e** Mango's mystery number is \_\_\_\_\_.

**3** Write your own number clues, then swap with a friend.

---

---

---

---

# Phase 5c Week 8 - alternative spelling - phonemes: /ai/, /c/

GROUP 1	GROUP 2	GROUP 3	GROUP 4	Tricky Words
clay	tray	baby	holiday	laughed
date	gate	make	snake	because
they	grey	prey	obey	different
eight	eighty	eighteen	weighty	any
great	fete	freight	survey	eyes
cent	cell	cycle	cylinder	
box	fox	weight	headache	
queen	quince	quail	quiver	
weigh	school	accent	schedule	
chord	chorus	chemical	technical	




## ABC Order

Write your words out in alphabetical order.

apple

carrot

tomato



## Backwards Words

Write your words out forwards then backwards.

backwards

sdrawkcaB

## Across and Down


Write your words across and down, sharing the same first letter.

example

x a m p l e

## Spelling Flowers

Draw a big flower.  
Write each of your spelling words on one of the petals!





# Earth Watch

## Good Pet Care

All images have been sourced from iStockphoto



Most people have pets. They are cute and fun to play with. But did you know that pets can be bad for wildlife? Dogs and cats may hurt wild animals or harm wild places near you.

### NO CHASING

Dogs like to run, sniff and explore. Dogs need to be walked each day. But you must take care that your dog does not chase. If dogs chase other animals, they may scare animals away from their homes.

### NO POUNCING


Cats make nice pets. They like to purr. But they like to 'pounce' too! Cats that are let outside will hunt and eat other animals.

### NO DIGGING

Rabbits and mice make good small pets. But make sure they can't get wild! They make lots of babies, and they dig holes and eat the food of other animals.



Make sure that your cat does not hunt birds.



Rabbits and mice must never be set free.



## NO FLYING

Some pet birds may fly in the house. But if they get loose outside, they could fly away and be lost. They might get hurt or they could spread diseases to native birds.

## NO FREEING

Some people think it might be kind to set pets like fish, turtles, snakes or birds free. This is a very bad idea. Pets do not last long in the wild. They can't find food or shelter. They fight with wild animals and try to take over their homes or food. Pets need owners to care for them.



If you take good care of your pet, you will take good care of wildlife too.



Pet birds have not been born in the wild. They may not live if they are set free.


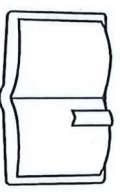



## 10 WAYS TO KEEP ANIMALS SAFE

1. Keep pets away from national parks or wild places.
2. Make sure your yard has a fence so your dog cannot run free or chase.
3. Keep your dog on a leash when you go for a walk.
4. Clean up any mess your pets make in parks or on the street.
5. Give your kitten lots of food and hugs. Keep your cat inside at night so it will not hunt.
6. Keep rabbits or mice safe in a cosy cage.
7. Do not set pets free into the wild.
8. Tell your parents if you see any animals that are hurt or need help.
9. Plant trees that animals like to live in or that birds like to eat.
10. Leave water out for wildlife to drink in dry weather.

Name: \_\_\_\_\_ Date: \_\_\_\_\_

## Making Text Connections

<p><b>Text</b></p> <p>Draw or write about what happens in the text.</p>	<p><b>Type of Connection</b> (Circle one)</p>	<p><b>My Connection</b></p> <p>Draw or write about the connection that you are making.</p>
	<p>Text to Self</p>  <p>Text to Text</p>  <p>Text to World</p> 	






Name: \_\_\_\_\_

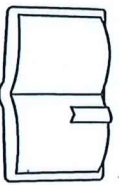
Date: \_\_\_\_\_

## Making Text Connections

Circle the  
Connection that  
You made:



Text to Self



Text to Text



Text to World

Write about what happens in the text.

---

---

---

---

---

---

Describe the connection you have made with the text.

---

---

---

---

---

---



COMPREHENSION



## Reading Strategies



### *Predicting:*

Look at the front cover of the book. Use the title and the pictures to help you guess what the story might be about.

Share your thoughts with someone at home.

### *Visualising:*

As you are reading, try to visualise yourself as the main character. What would you see, hear, taste, smell and feel?

Fill out the Y chart to describe your visualisation.

### *Connecting:*

Make a connection between the text and either yourself, the world or another book it reminds you of. Complete the making text connections worksheet.







Recount Time Connectives:



First



Next

Then

After that



Finally

