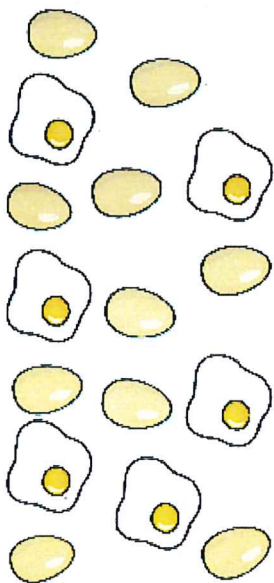


Addition Word Problem Challenge Cards

If you have 10 boiled eggs and 6 fried eggs, how many would you have in total?

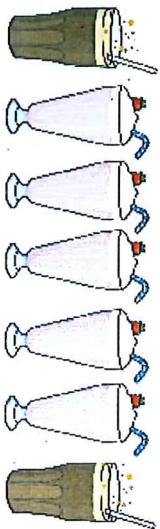


Answer:



Addition Word Problem Challenge Cards

If you had 5 milkshakes and 2 fizzy drinks, how many drinks do you have in total?

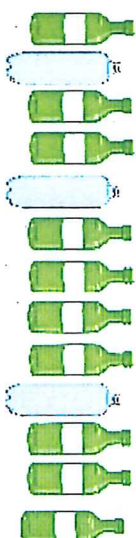


Answer:



Addition Word Problem Challenge Cards

If you had 10 glass bottles and 3 plastic bottles, how many bottles are there altogether?




Answer:



Addition Word Problem Challenge Cards

If you had 14 squares of chocolate and 5 chocolate fingers, how many do you have in total?



Answer:



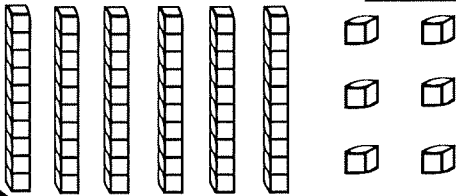
Concept sheet 2a

Name _____

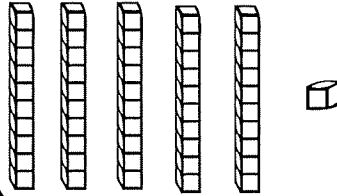
Subtracting Ten and Subtracting One

use the pictures to cross out tens or ones to act out each problem.

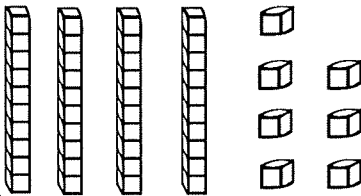
$$66 - 10 = \square$$



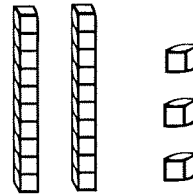
$$51 - 1 = \square$$



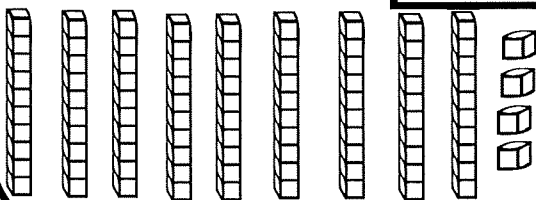
$$47 - 1 = \square$$



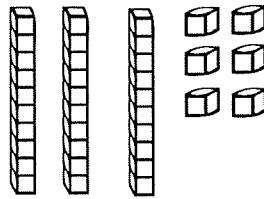
$$23 - 10 = \square$$



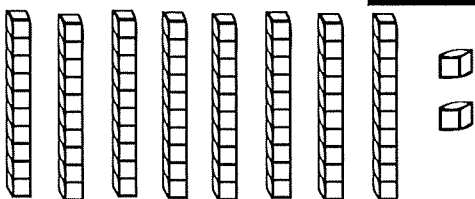
$$94 - 10 = \square$$



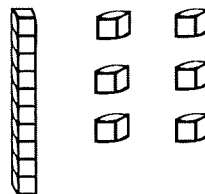
$$36 - 1 = \square$$



$$82 - 10 = \square$$



$$16 - 10 = \square$$



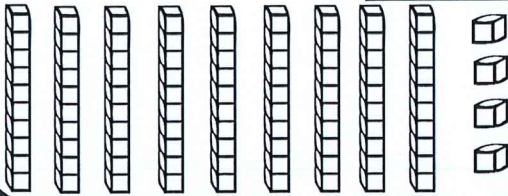
Concept Sheet 2b

Name _____

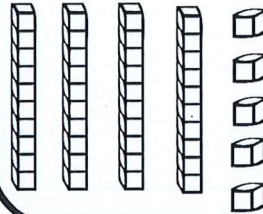
Subtracting Ten and Subtracting One

use the pictures to cross out tens or ones to act out each problem.

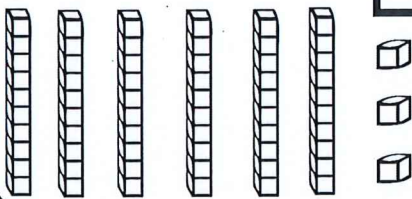
$$94 - 10 = \square$$



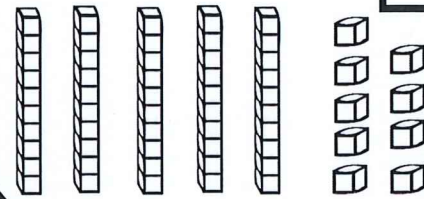
$$45 - 1 = \square$$



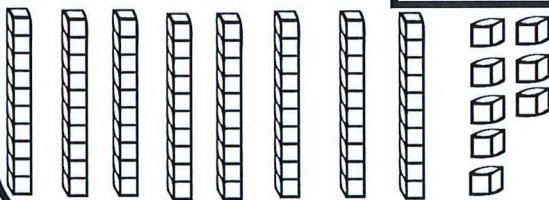
$$63 - 1 = \square$$



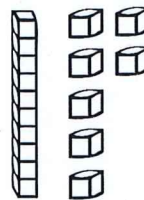
$$59 - 10 = \square$$



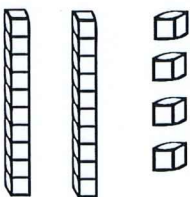
$$88 - 10 = \square$$



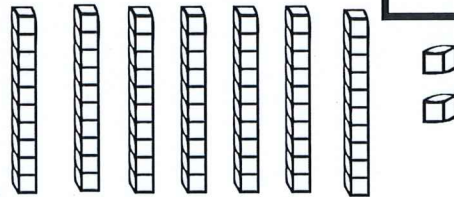
$$17 - 1 = \square$$











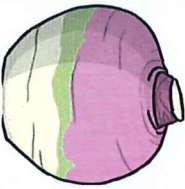

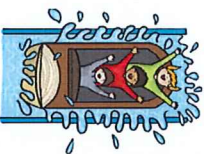

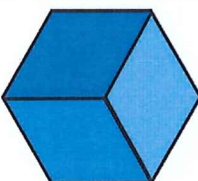











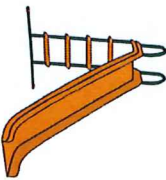
$$24 - 10 = \square$$



$$72 - 1 = \square$$



Split Digraphs Table

o-e		e-e		u-e		a-e		i-e	
									
									
									
									
									



Reading Strategies



Predicting:

Look at the front cover of the book. Use the title and the pictures to help you guess what the story might be about.

Share your thoughts with someone at home.

Visualising:

As you are reading, try to visualise yourself as the main character. What would you see, hear, taste, smell and feel?

Fill out the Y chart to describe your visualisation.

Connecting:


Make a connection between the text and either yourself, the world or another book it reminds you of. Complete the making text connections worksheet.



Playtime Before School




Billy woke up early and ate his favourite cereal, but Reece was...



...still asleep.



Rocko finished off some homework and practised his spelling words, but Reece was...



...still asleep.






Becky brushed her teeth and washed her face, but Reece was...



...still asleep.



Manny got dressed and put on his shoes, but Reece was...



Name _____

Date _____

Personal Recount – Surprise!



Cut out the sentences from the recount and place them in the correct order.
Paste the sentences in the table on the next page.

Then, we shared some delicious party food and played lots of fun games.

First, everyone jumped out from their hiding spots and shouted, "Surprise!"

Surprise!

Finally, Grandma brought out a huge birthday cake and everyone sang to me.

My surprise birthday party was the best birthday party ever!

On the weekend, my parents planned a surprise party for my sixth birthday.

Name _____

Date _____

Personal Recount – Surprise!



Title

Orientation

Series of Events in Time Order

Concluding Sentence