
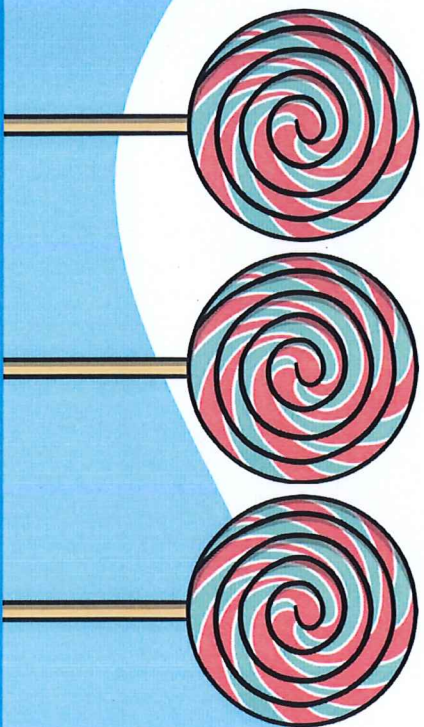



There were 20 apples growing on a tree and 14 fell off. How many were still left on the tree?




There were 13 lollies in a bowl and 7 got handed out, how many lollies were left?



If you had 17 books on your shelf and you took 9 off, how many are left?



There were 9 bananas in a bunch and 6 were torn off and eaten, how many were left?



Measuring Length Using Informal Units





Estimate and measure the length of the pencil using different uniform materials.



Unit of Measurement	Estimate	Measurement
Stones	I estimate the pencil to be _____ stones.	The pencil is _____ stones.
Cereal pieces	I estimate the pencil to be _____ cereal pieces.	The pencil is _____ cereal pieces.
Clips/pins	I estimate the pencil to be _____ clips/pins.	The pencil is _____ clips/pins.
Building blocks	I estimate the pencil to be _____ building blocks.	The pencil is _____ building blocks.

ow Words Cut and Paste


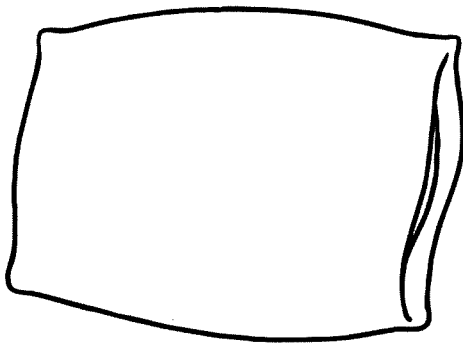


Can you make words to match the pictures?

g	th	r	sh	rr	
a	ow	ow	r	ow	ow

ow Words Cut and Paste

Can you make words to match the pictures?



b	ill	b	ow	s	el
p	ow	l	ow	n	ow



Reading Strategies



Predicting:

Look at the front cover of the book. Use the title and the pictures to help you guess what the story might be about.

Share your thoughts with someone at home.

Visualising:

As you are reading, try to visualise yourself as the main character. What would you see, hear, taste, smell and feel?



Fill out the Y chart to describe your visualisation.

Connecting:

Make a connection between the text and either yourself, the world or another book it reminds you of. Complete the making text connections worksheet.



Practise, Practise, Practise







Recount Time Connectives:



First

Next

Then

After that

Finally



Name _____

Date_____

Title

.....