



Household chores




- There are lots of jobs you can help with around the house.
- What are some of the jobs that need doing in your house?
- Choose one job to help with in your house and find a way to make it fun!
- Ideas:
- You could time yourself doing a job and try to be quicker than another family member.
- You could pack away your toys from largest to smallest.
- You could pair up your socks and try throwing them into a basket.
- Take a photo or draw a picture of a job you have completed and tell us how you made it fun.

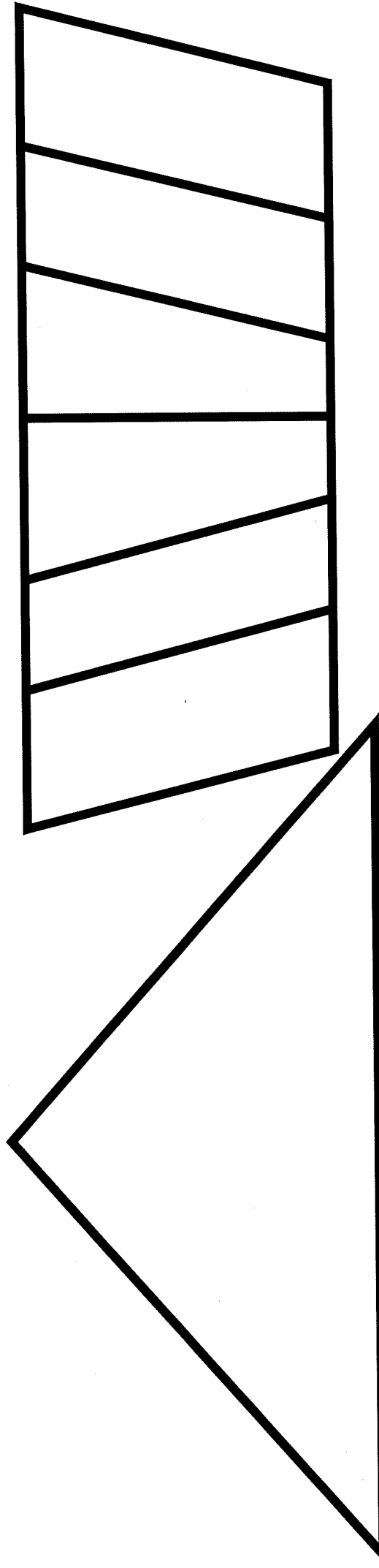


Lesson 7 – Blast to the Past!



An example of adding a 'Lift the Flap' option.





Blast to the Past!

Favourite Food

Favourite Toy

Favourite Thing to Do

Favourite Thing to Do

Favourite Thing to Do

Favourite Toy




Favourite Toy

Favourite Food

Favourite Food

Past and Present Sort!

Match the items from the past and present!




Favourites from the Past!

Food

Toys

Things to do




Blast to the Past!

PAST

Food



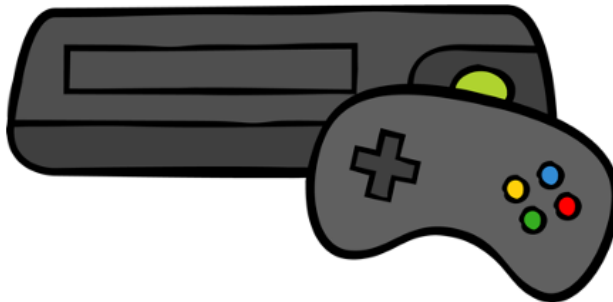

Toy



Thing to do



PRESENT



Blast to the Past!

PAST

Food

Toy


Thing to do

PRESENT

Same but Different!

Things that were similar...

Things that were different...



Year 1

Wk 8 & 9

Lesson objectives: Create a landscape inspired by the sunset using warm colours (Red, orange, yellow) for the sunset and cool colours for the ocean. (Blue, purple, green)


Materials/Mediums: Lead pencil, any medium is suited for this project.

STEP 1. Draw a horizontal line roughly in the middle of the page.

STEP 2. Draw in a sun (semi-circle) on top of the line.

STEP 3. use different patterns using warm colours for around the sun and cool coloured patterns for in the ocean going across the page (horizontally)
HAVE FUN!

I Heart Art: January 2020 (iheartartte.blogspot.com)



If finished this activity already:

Try this: Texture Hunt!

Lesson objectives: Go on a 'Texture HUNT' and try to find as many different textures in and around your house using crayons and then use the textured rubbings to try create a picture of something, ie a flower, your house etc.

Materials/Mediums: Paper, crayons, textured surfaces (brick wall, drain, tiles, leaves etc)

TIPS!

- *Use the flat side of the crayon not the tip!
- *Overlap the different textures that you find
- *Press hard for a more noticeable texture

GOOD LUCK!

