

Year 6, Week 9 Mandarin lesson instructions

Watch the following videos:

1. JunyTony Number Songs | Counting Numbers in Chinese 1 to 100 | Learn Chinese Numbers | JunyTony

<https://www.youtube.com/watch?v=6r25dMrVj-M>

2. Skip counting by 5's on the 100's chart. (5 位跳数, 100 表)

<https://www.youtube.com/watch?v=DDbKwrI7wGc>

Activity:

Use page 2 of the "Clock hours and minutes interactive visual aid" document. With the help of the minute clock template display poster, students are to write down the minute times in Mandarin character and Pin Yin.

五 十 五 分
wǔ shí wǔ fēn

55

60

五 分
wǔ fēn

05

十 分
shí fēn

10

十 五 分
shí wǔ fēn

15

二 十 分
èr shí fēn

20

twinkl.com

三 十 分
sān shí fēn

30

点 半
diǎn bàn

25

二 十 五 分
èr shí wǔ fēn

三 十 五 分
sān shí wǔ fēn

35

40

四 十 分
sì shí fēn

45

四 十 五 分
sì shí wǔ fēn


50

五 十 分
wǔ shí fēn

About This Activity

Drill three basic rhythmic values with this musical math fact worksheet. Provide the answers for the first column of "facts" (Example: ♪ + ♪ = 2). Then try to beat your score with more correct answers, or by racing the clock to complete the second and third columns in record time. This activity is great fun for the music classroom, as kids work together in pairs racing to be the first to complete the worksheet!

Worksheet One/Whole, Half and Quarter Notes



It All Adds Up!

$$\text{♪} + \text{♪} =$$

$$\text{♩} + \text{♪} =$$

$$\text{♪} + \text{♩} =$$

$$\text{♩} + \text{♪} =$$

$$\text{♪} + \text{♩} =$$

$$\text{♩} + \text{♩} =$$

$$\text{♩} + \text{♩} =$$

$$\text{♪} + \text{♩} =$$

$$\text{♩} + \text{♩} =$$

$$\text{♩} + \text{♪} =$$

$$\text{♪} + \text{♪} =$$

$$\text{♩} + \text{♪} =$$

$$\text{♩} + \text{♪} =$$

$$\text{♪} + \text{♪} =$$

$$\text{♪} + \text{♩} =$$

$$\text{♪} + \text{♪} =$$

$$\text{♩} + \text{♩} =$$

$$\text{♩} + \text{♪} =$$

$$\text{♩} + \text{♩} =$$

$$\text{♪} + \text{♩} =$$

$$\text{♪} + \text{♪} =$$

$$\text{♪} + \text{♩} =$$

$$\text{♩} + \text{♩} =$$

$$\text{♩} + \text{♩} =$$

$$\text{♩} + \text{♪} =$$

$$\text{♩} + \text{♪} =$$

$$\text{♪} + \text{♪} =$$

$$\text{♩} + \text{♪} =$$

$$\text{♩} + \text{♩} =$$

$$\text{♪} + \text{♩} =$$

Score: _____ of 10

Score: _____ of 10

Score: _____ of 10

Bonus Question:

$$\text{♩} + \text{♪} + \text{♩} + \text{♪} + \text{♩} + \text{♩} + \text{♩} + \text{♩} + \text{♩} + \text{♩} + \text{♩} =$$



Unit 1 Changing Matter

The Big Picture – looking at levels of understanding

ACHIEVING

Give one example of an irreversible change to matter and one example of a reversible change to matter.

Irreversible change**Reversible change**

Write 'solution' or 'suspension' to correctly label the two mixtures below.



Which of these mixtures could be separated by filtering? _____





Unit 1 Changing Matter

The Big Picture – looking at levels of understanding

TAKING IT FURTHER

Look at the four images that show matter changing below. Write down:

- what you would observe (see, hear, feel) in that situation
- whether the change is reversible or irreversible, and
- an explanation for your answer.

Situation	Observation	Reversible or irreversible?	Explanation
A 'fizzy' tablet dropped into water 			
Ice-cream melting 			
Toasting bread 			
Mixing dirt into water 			

Unit 1 Changing Matter

The Big Picture - looking at levels of understanding

◆ HIGHER ORDER THINKING

Rust can be a problem as it can spread and destroy metal.

Suggest two things a farmer could do to prevent rust.

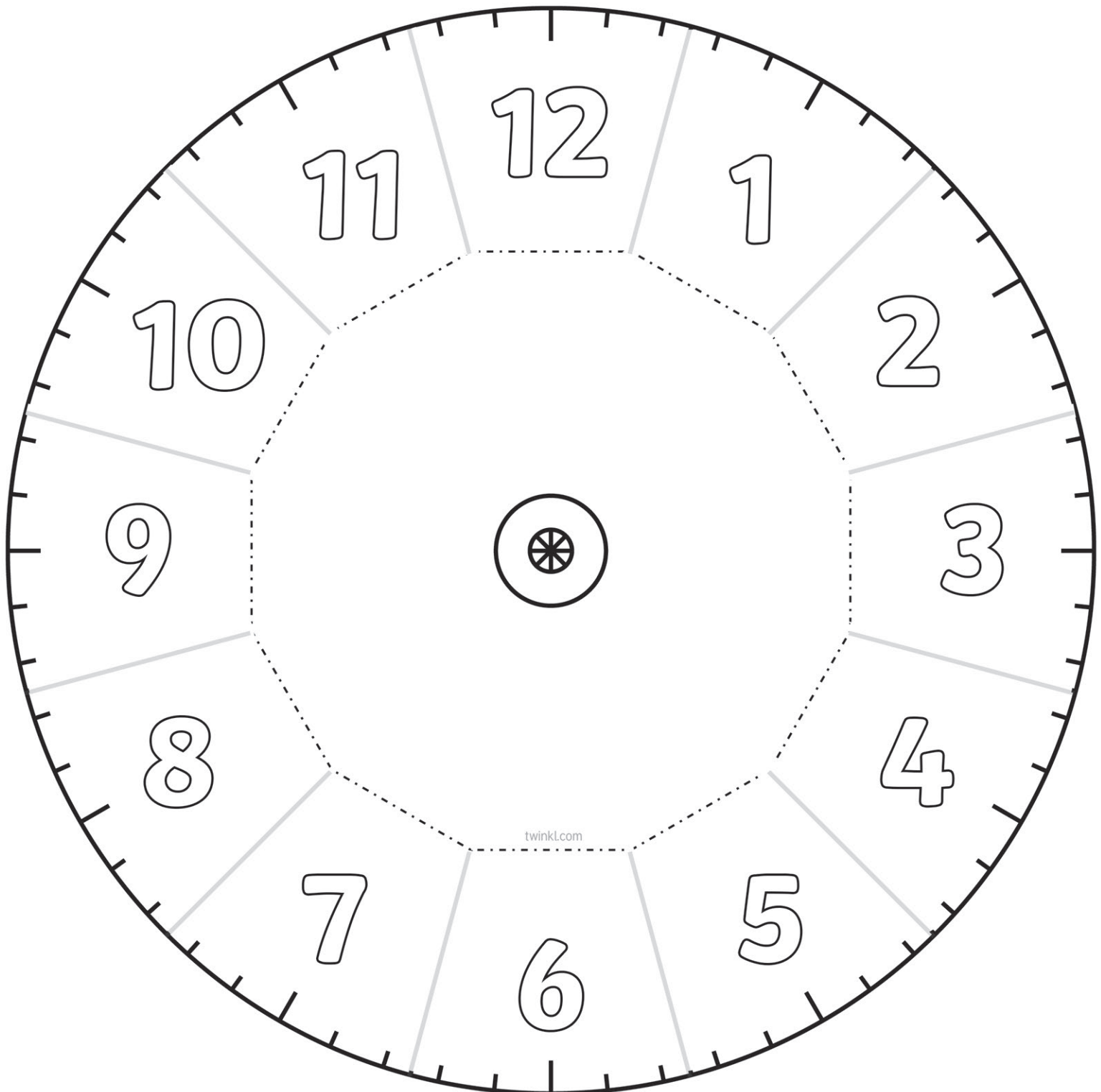
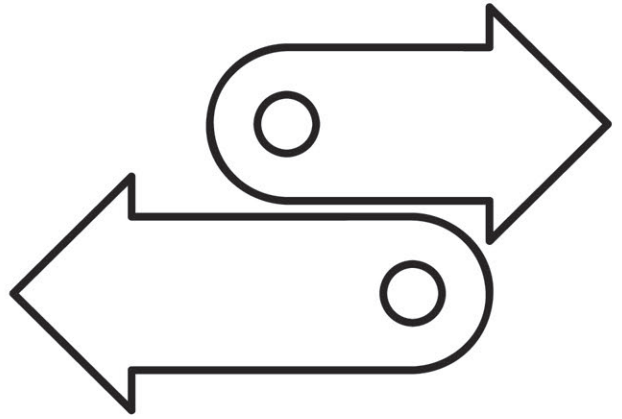


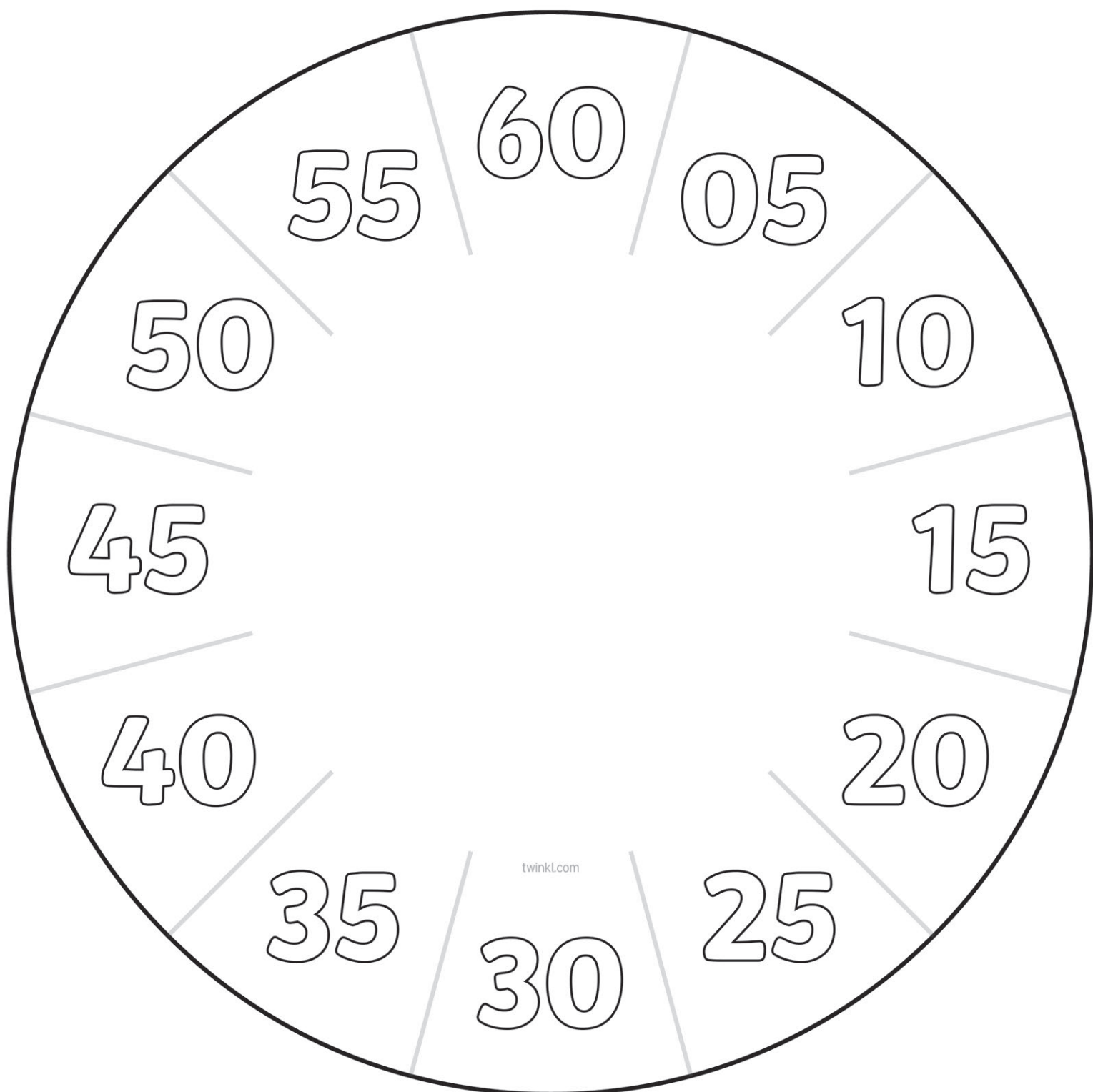
1

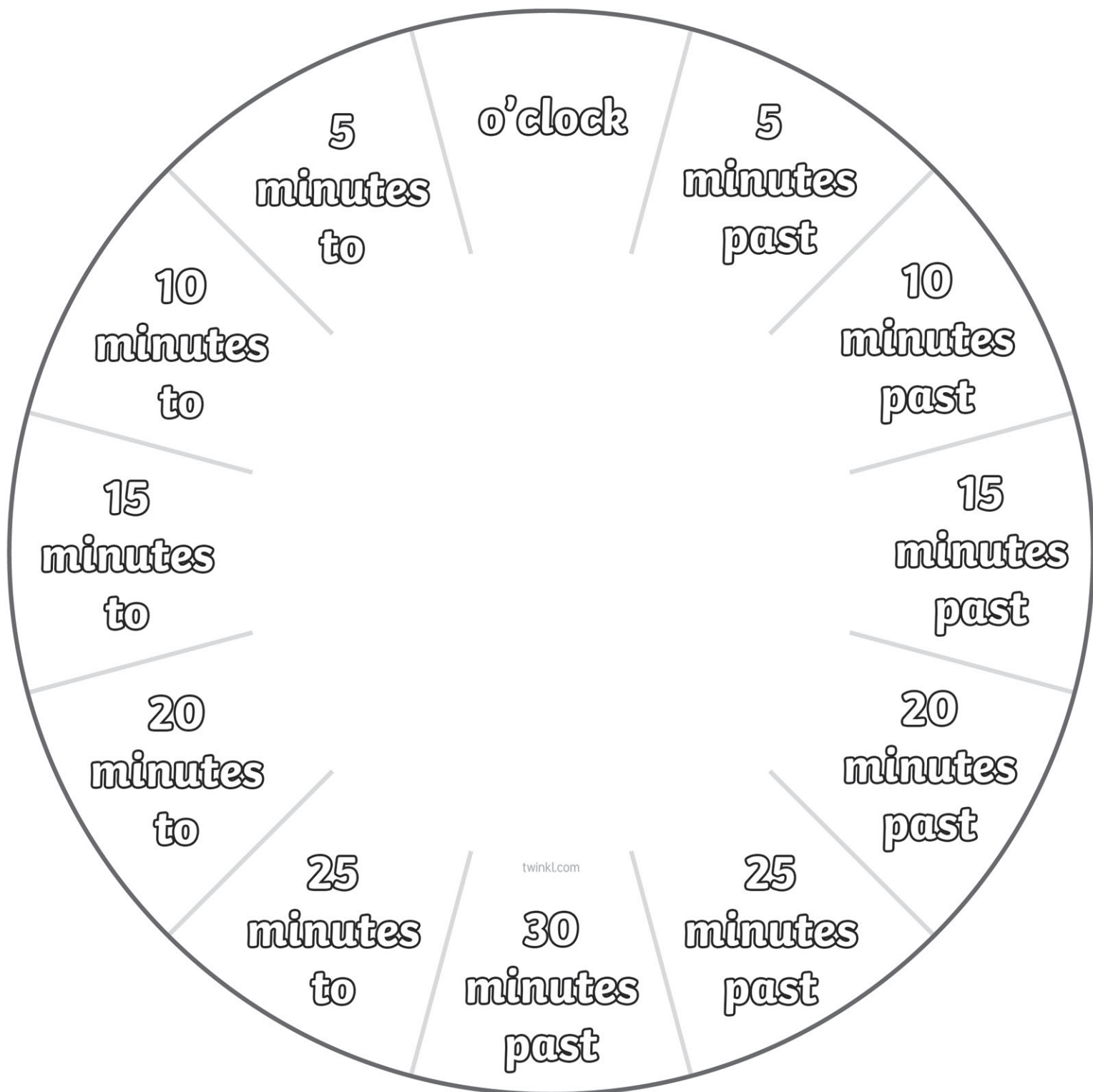
2

Clock Hours and Minutes Interactive Visual Aid

1. Cut around the edge of both clock faces and cut the light solid lines on the first clock to split the clock into 12 sections.
2. Fold the dotted lines upwards.
3. Glue the reverse of the central square from page 1 onto the middle of page 2, ensuring the clock sections match.
4. Punch a hole in the clock hands and then fasten them to the middle of the clock using a split pin.







Year Six

Week Nine

Online Learning Materials

Timetable and worksheets available from:

<https://westbyfordprimaryschool.wa.edu.au/flexible-online-learning>

Student Login Details:

Australian History Mysteries

Username: WestByfordPS

Password: Quenda

Soundwaves (Spelling)

www.fireflystudents.com.au

Login code: card325



o o

orange watch

Focus Words

promise	wander	properly	oxygen	nonstop
solemn	yacht	occupy	populate	nonsense
honest	encore	popular	nominate	anticlockwise
honour	knowledge	qualify	rhinoceros	antibiotic
auction	origin	apology	restaurant	concentrate

1 Turn to page 82 to segment the Focus Words.

2 Circle the words where the bold grapheme represents .

touch	father	laugh	encore	powerful	tongue
cough	quantity	audience	effort	knowledge	oxygen
aloud	extract	auction	medium	shallow	program
group	wander	author	equal	however	offer

3 Write Focus Words with the same first and last sounds as the words.

potter	_____	knot	_____	offer	_____
rocket	_____	rocks	_____	oddest	_____
padlocks	_____	pocket	_____	onshore	_____

4 Match the prefixes and suffixes to the words to make new words. Write the words.

dis	•	•	stock	_____	origin	•	•	able	_____
re	•	•	honest	_____	honour	•	•	al	_____
im	•	•	popular	_____	proper	•	•	ity	_____
un	•	•	logical	_____	auction	•	•	ly	_____
il	•	•	properly	_____	popular	•	•	eer	_____

5 Write Focus Words that match the meanings. Finish the sentences with words built from the Focus Words.

truthful	_____	a place to buy food and eat	_____
to live in	_____	a statement saying sorry	_____
a guarantee	_____	to meet set standards	_____

I answered the question _____.


My hockey team _____ for the finals.

A possum has _____ the hollow tree trunk.

The student _____ for arriving late to school.

I _____ I would concentrate during the exam.

There are several _____ along the boardwalk.



Week 9

Year 6 Mindfulness and Art; Part 3; Choose a piece of Art to replicate using your choice of medium.

*Make sure to include on the back of the artwork: Artwork chosen-Title, artist, date made

Websites that might help!

[Tate Kids](#) | [Tate](#)

[Incredible Art Department](#) | [Art Education](#)

Chef Offer, 2014
By Afarian Sajedi



Red Offer, 2020
Created by Rowan

